

Technical Bulletin

LOWRANCE

SIMRAD

B&G

TB-97248 / August 8, 2017

Software update for S5100, SonarHub, StructureScan 3D

Product:	000-13260-001; 000-12395-001; 000-12397-001 000-11141-001; 000-11142-001
Product Description:	S5100 Sonar Module, Sonar Hub, Structure Scan 3D Module
Software Version:	S5100-1.5-57.1.207-Standard-1.rlw; Sonar_Hub-6.0-57.1.207-Standard-1.rlw; StructureScan3D-2.0-57.1.207-Standard-1.rlw
Effective Date:	August 8, 2017
Inspect/Update Current Inventory:	Yes

We are pleased to announce the release of the latest software update for S5100, SonarHub™ and StructureScan® 3D. This release provides some improvements for the S5100 and a few minor bug fixes for all units. The software upgrade is recommended to align the sonar performance modules with the latest software upgrades for Lowrance®, Simrad® and B&G® multifunction displays.

Improvements

1. Improvements to the depth search and bottom tracking reduces the chance of locking on to shallow depths due to surface clutter. Now, a deep search is forced when the unit is locked on to a shallow depth value.
2. Synchronized pinging between all the channels on the sonar down to 1300 ft (400 m), which removes the effect of a phantom bottom when viewing 2 channels and one channel is not ranged out to view the bottom.

To upgrade the software:

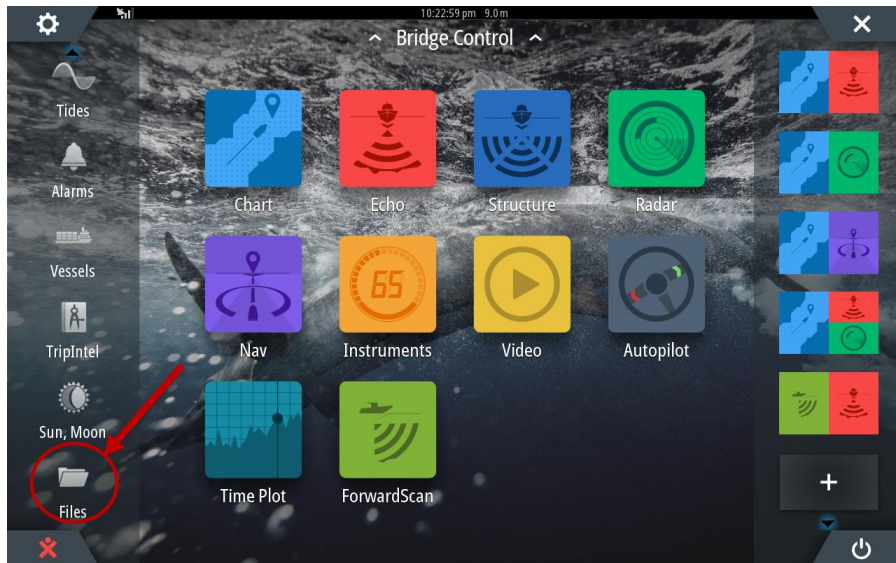
1. Download the software file from www.simrad-yachting.com; www.lowrance.com or www.bandg.com and save to a microSD card.

LOWRANCE

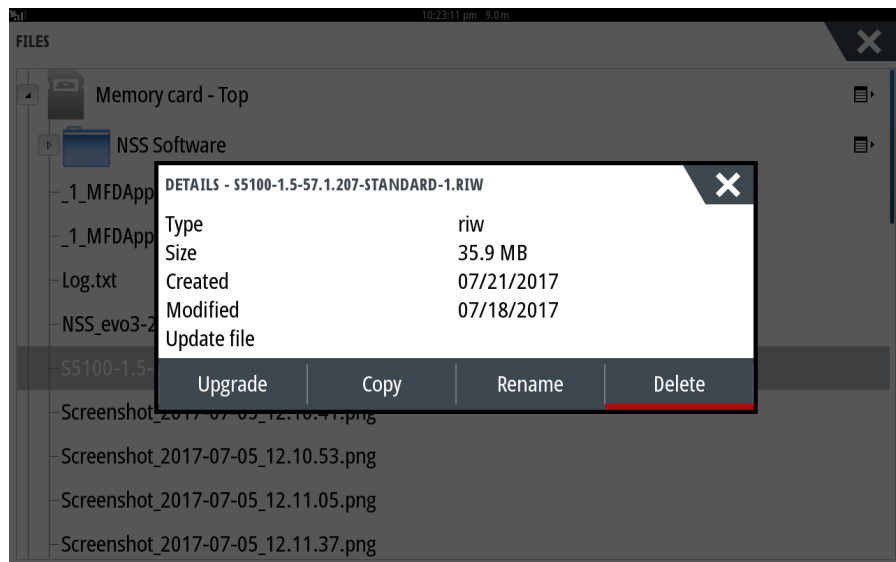
SIMRAD

B&G

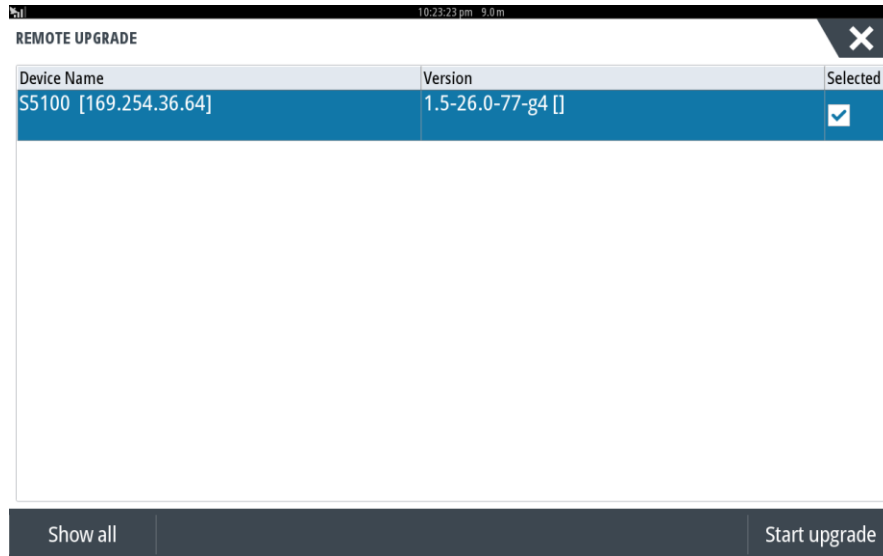
Page 1 of 4



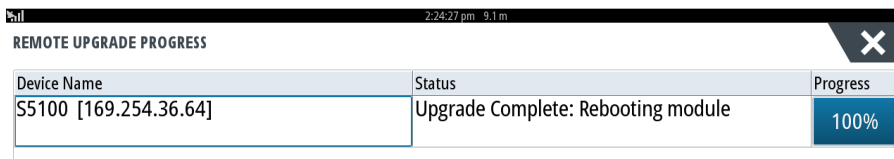
2. Insert the microSD card into the card slot on the MFD. From the homescreen, select Files.



3. Choose the upgrade file from the microSD card and select Upgrade.



- Make sure the device you want to upgrade is shown and check the tick box and then select “Start upgrade”.



- Allow the upgrade to continue until the “Upgrade Complete: Rebooting module” message is displayed. Please note it can take up to 3 minutes to reboot the module after the upgrade. During this time you will see “No Source” displayed on the Sonar screen. Do not power down the unit until the unit has rebooted and you have a valid source available for the fishfinder.
- Please note the instructions shown are for S5100; however, the SonarHub and StructureScan 3D are upgraded in the same fashion by selecting their associated software upgrade files.

For More Information:

U.S. Based Resellers Technical and Order Support: (800) 324-4737
 Canada Based Resellers Technical Support: (855) 361-1564

You may also send any inquiries via email to the addresses listed below, according to your sales-group classification:

- OEM/Boatbuilder – oem-bb@navico.com
- International/Latin America – international@navico.com
- National Retail – retail@navico.com
- Dealers/Distributors – orders@navico.com