

TB- 97612 / August 16, 2017

---

## Vulcan software update

<b>Product:</b>	Vulcan 5"	000-12453-001
	Vulcan 7"	000-12213-001
	Vulcan 7"	000-11832-001
	Vulcan 7" BB Pack	000-12381-001
	Vulcan 7" BB Pack	000-12382-001
	Vulcan 7" FS	000-12456-001
	Vulcan 7" FS	000-12457-001
	Vulcan 7" FS BB Pack	000-12706-001
	Vulcan 9" FS	000-13214-001
	Vulcan 9" FS BB Pack	000-13215-001
<b>Product Description:</b>	Vulcan Family	
<b>Software Version:</b>	Vulcan 7	3.6-57.1.209
	Vulcan 5 FS	2.1-57.1.209
	Vulcan 7 FS	2.1-57.1.209
	Vulcan 9 FS	2.1-57.1.209
<b>Effective Date:</b>	August 2017	
<b>Inspect/Update Current Inventory:</b>	<b>YES</b>	

---

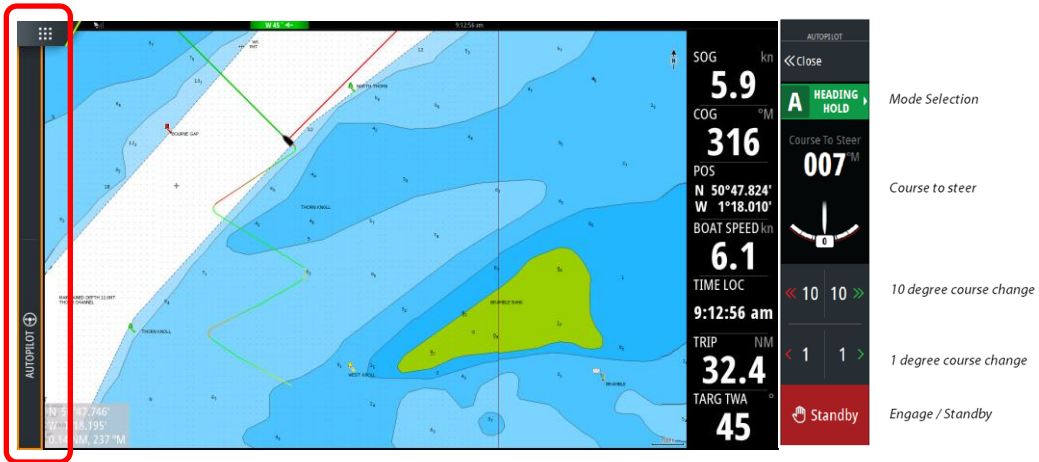
B&G® is pleased to announce new software for the B&G Vulcan range of multifunction displays. This new release incorporates some great new features and improvements including:

- New Control bar User Interface
- Port / Starboard Waypoint Rounding Indication
- Colored Tracks based on data
- New Feature Unlock. Enhanced features available from the GoFree® shop (only available on the Vulcan 9").

## New Features

### New Control Bar UI

The Control Bar includes easy access to autopilot and audio server controls. The autopilot and audio server tiles have been removed from the instrument bar as both are now active on the retractable side bar on the left side of the screen – making for a cleaner, easier user experience. Autopilot controls are also available on any dedicated autopilot screen.



Control Bar – touch to activate options

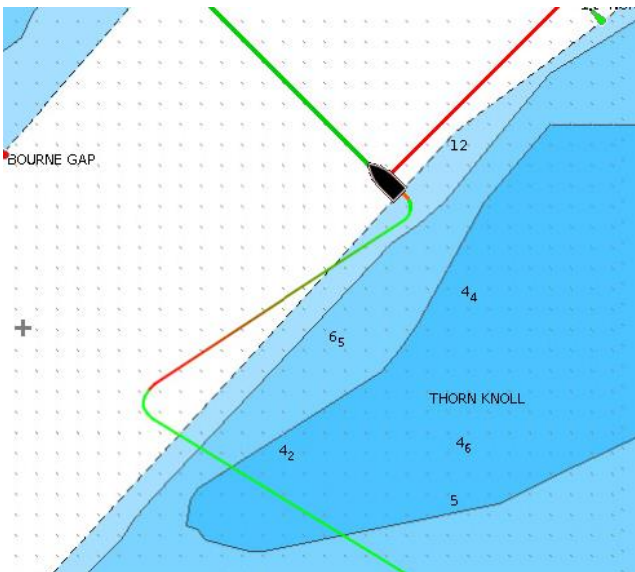
Autopilot Control Bar (showing Heading Hold Mode)



Audio Control Bar

### Color tracks

A new Color Track Mode enables the user to set specific parameters (e.g. speed or depth) which are then displayed using colored tracks on the chart screen. The color scale will use red to show the lowest value and green for the highest, with the mean value shown in yellow.



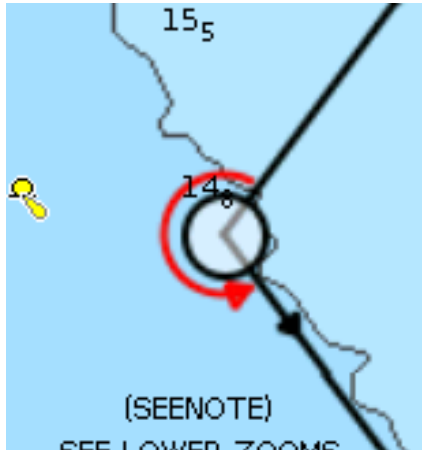
The user can also fix these parameters rather than using the automated lowest/highest scale. Using Boat Speed as an example - if the user set the range from 4-12 knots, the scale would then automatically adjust the color gradient based on those values.

The following parameters can be indicated on the chart using color tracks:

- 1) Speed over Ground
- 2) Speed Through Water
- 3) True Wind Speed
- 4) Apparent Wind Speed
- 5) VMG
- 6) Performance % (% Polar achievement).

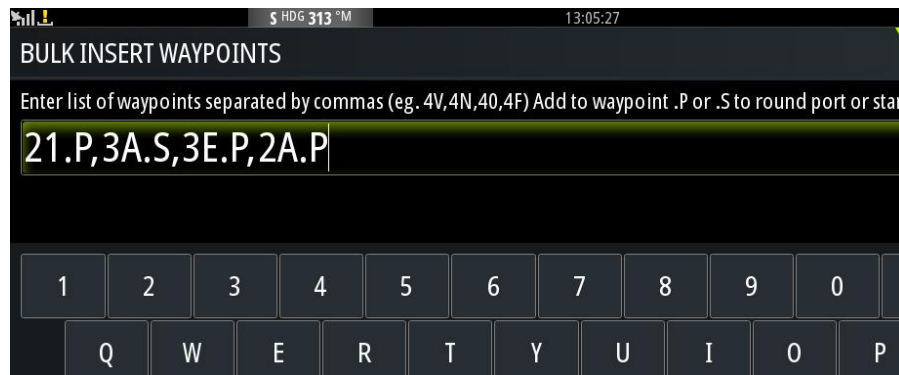
Enable Color Tracks using the option in the side menu under Chart Options. Once turned on, the unit provides the ability to set the data parameters.

## Waypoint Rounding Indicators



To enable quick and easy identification of mark rounding directions when racing, the latest update allows users to set a specific course as a race, which then automatically applies mark rounding directions based on the relative angle between legs of the course. These angles can be edited by the user to match those provided by the race committee, if different.

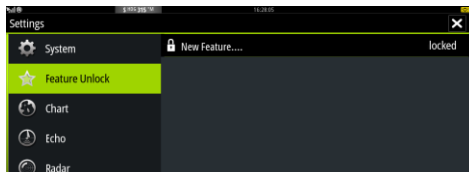
In the previous software update, users were able to bulk upload a course simply by entering the first few letters of each waypoint name, separated by a comma, to input the course in one go. This latest software update allows the user to add the mark rounding direction by adding a ".P" or ".S" when adding the waypoints, which will force the waypoint indicator direction. If waypoint directions are not manually entered, then the unit will estimate the rounding based on relative angles between legs.



**Bulk Waypoint insert for quick route entry, including Port / Starboard roundings**

## Feature Unlock (Vulcan 9" only)

Additional functionality and features can now be purchased and unlocked on the multifunction display using the new Feature Unlock menu item located under Settings. (This is only visible when a compatible device is connected)



## Fixes

- An issue with the Rotary knob push functionality when used to toggle between settings such as Gain on Sonar and Radar has been fixed
- East/West identifier missing from WPTs when coordinate units are set to Degrees / Minutes / Seconds
- An issue with false High Voltage alarm has been resolved
- A power control fix has been implemented to work with Fusion MS-BB300 radios.
- Screenshot files are now named using the system Date and Time. The new file name format is "Screenshot\_2017-07-06\_05.01.12.png". This previous file-naming format was "shot001.png."

The new versions are available to download from [www.bandg.com](http://www.bandg.com)

### For More Information:

U.S. Based Resellers Technical and Order Support: (800) 324-4737  
Canada Based Resellers Technical Support: (855) 361-1564

You may also send any inquiries via email to the addresses listed below, according to your sales-group classification:

- OEM/Boatbuilder – [oem-bb@navico.com](mailto:oem-bb@navico.com)
- International/Latin America – [international@navico.com](mailto:international@navico.com)
- National Retail – [retail@navico.com](mailto:retail@navico.com)
- Dealers/Distributors – [orders@navico.com](mailto:orders@navico.com)