

TB-93454 / April 26, 2017

V90 VHF RTM2 Software

Product: 000-11676-001, 000-11678-001, 000-11237-001
Product Description: V90 Marine VHF Radio, H50 Wireless Handset
Software Version: **v2.91**
Effective Date: 12.04.2017
Inspect/Update Current Inventory: **Yes**

V50 and H50 New Software v2.91

New software for the V90 VHF radio is now available. This software improves NMEA 2000® communication, resolves an issue with Heading source selection and includes minor bug fixes.

The V90 software upgrade is a two-step process:

1. Upgrade Radio software (Using a B&G® MFD)
2. Upgrade 2.4G Module (Using the Radio).

Upgrading Radio Software

1. Visit bandg.com, select the Support Tab and then the Software Downloads option. Check for Software Downloads.



Service and Support

When you choose a product from B&G you are automatically protected by a standard service and support program.

B&G Software Updates

If you are having any difficulties with your B&G products the first thing we would recommend is to make sure you have the latest software for your product installed.

[Check for software downloads](#)

B&G Manuals and Documents

For detailed information on your product and its features you can refer to the operating manual. The download centre also has a number of installation guides, mounting templates and reference guides.

[Search for a manual](#)

Popular Downloads


Title	Categories	Create Date	Download
Zeus2 Software Update	Software, Zeus2	April 5, 2017	Download
Zeus 3 Owners Manual	Manuals, Zeus 3	April 7, 2017	Download
Zeus 2 Owners Manual	Manuals, Zeus 2	November 30, 2016	Download

2. Select the V90 Software Update. Select Download.

The screenshot shows the B&G website's support page. At the top, there is a navigation bar with 'Products', 'Academy', 'News & Events', 'Dealer Locator', and 'Support' (highlighted in green). There are also social media icons and a 'United Kingdom' flag. Below the navigation bar, there is a search bar and a 'Display 20 downloads per page' dropdown. The main content is a table of software updates:

Title	Categories	Create Date	Download
V90 Software Update 1 files 43 downloads	Software, VHF/AIS	April 12, 2017	Download
H5000 3D Motion Sensor Software Upgrade 1 files 10 downloads	H5000, Software	June 10, 2016	Download
ZC2 Remote Software Update 1 files 5 downloads	Accessories, Software	June 7, 2016	Download
ZC1 Remote Software Update 1 files 3 downloads	Accessories, Software	June 7, 2016	Download
V50 Software Update 1 files 43 downloads	Software, VHF/AIS	May 13, 2016	Download
ZG100 Software Update 1 files 24 downloads	Accessories, Software	May 6, 2016	Download
WR10 Software Update 1 files 12 downloads	Software, Triton	March 21, 2016	Download
HV Displays Software Update 1 files 10 downloads	H5000, Software, Triton, Triton2	January 26, 2016	Download

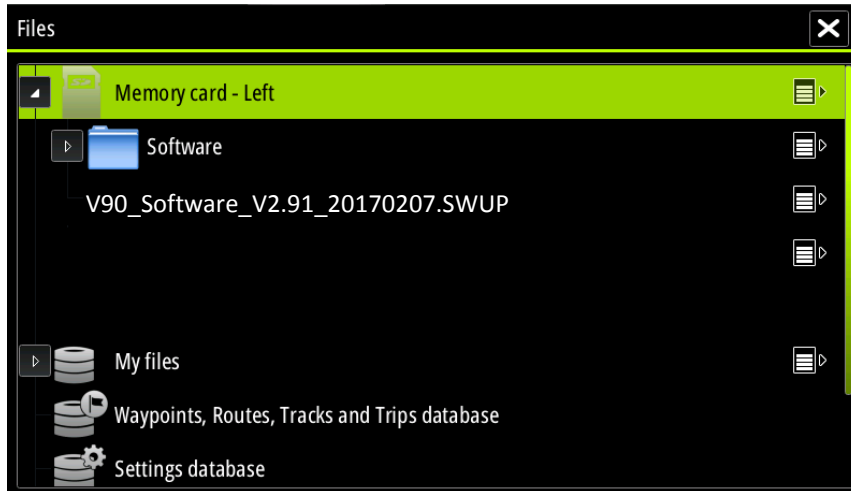
3. Once the software has been downloaded, unzip the file and save the V90 SWUP file to a microSD card so that it can be uploaded via a B&G MFD.

 V90_Software_V2.91_20170207.swup

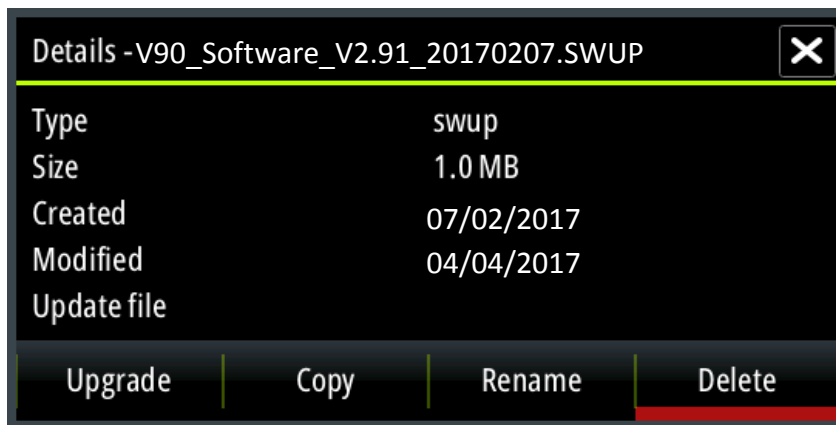
4. Insert the microSD card into the card reader on your B&G MFD and select the Files menu from the Home screen.



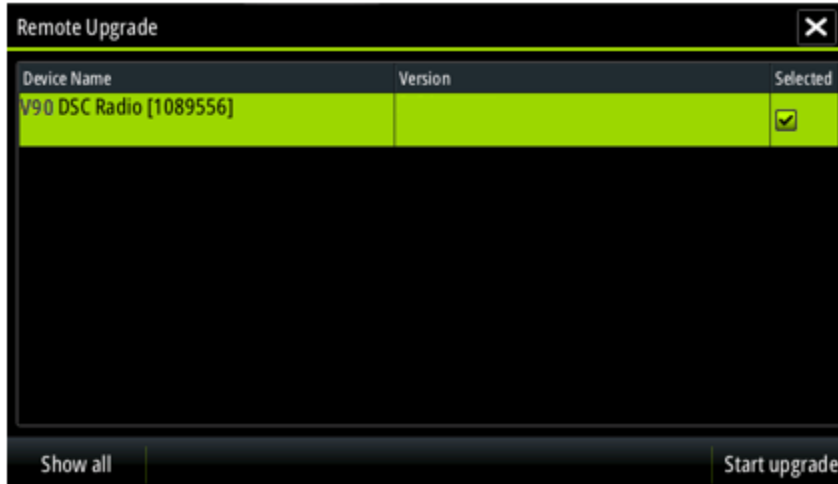
5. Select the V90 Software.



6. Select Upgrade.



7. Ensure the V90 Radio is powered on and select Start Upgrade.



8. The upgrade will start and a progress bar will update until the upgrade is completed. Select OK and restart the radio.



9. When the Upgrade Complete dialog appears, select OK and power off the radio and then restart the radio.

10. After powering on the radio, you will be prompted to update the handset software, select the OK key.



11. The handset will restart and update.

To complete the 2.4G upgrade follow the instructions below:



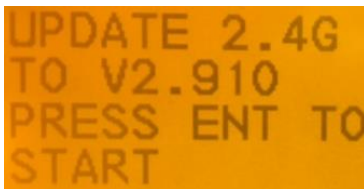
First, check the software version when you power on the radio. If it shows 2.4G version: V2.91 no further action is required. If not follow the steps below.



1. Press and hold the CALL:MENU key and then apply power by pressing the Power key.



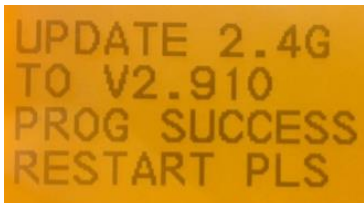
2. Use the rotary control to select the 2.4G Update option.



3. Press the rotary control to start the update.



4. The Programming indicator will show update progress



5. When the programming completes, the radio will prompt to restart by powering off/on .



6. When the radio powers back on confirm that the 2.4G version shows V2.91.

H50 wireless handsets don't need to be updated to V2.91 to operate correctly with the V90. If you want to update the H50 return it to a Navico® authorized dealer. It cannot be updated in the field.

For More Information:

U.S. Based Resellers Technical and Order Support: (800) 324-4737

Canada Based Resellers Technical Support: (855) 361-1564

You may also send any inquiries via email to the addresses listed below, according to your sales-group classification:

- OEM/Boatbuilder – oem-bb@navico.com
- International/Latin America – international@navico.com
- National Retail – retail@navico.com
- Dealers/Distributors – orders@navico.com